

Feelings & Emotions ACTIVITIES




ANGRY






There are multiple ways to utilize this resource with your students.



Use the faces chart to help students find words for how they are feeling.



Use the blank faces templates for students to visually express how they feel.


























Use the picture faces to help students find the face that matches how they are feeling.







 Amused	 Silly	 Friendly	 Grumpy	 Serious
 Sad	 Angry	 Goofy	 Content	 Nervous
 Mischievous	 Pleased	 Jealous	 Surprised	 Worried
 Scared	 Happy	 Confused	 Disgusted	 Shocked
 Surprised	 Wondering	 Scared	 Bored	 Shy

 [@sbethcraftycosundor2022](https://www.instagram.com/sbethecraftycosundor2022)



THANK YOU FOR BEING HERE!



Hi, I'm Ashley, the face behind Mrs. Bell The Crafty Counselor. I'm an elementary school counselor who loves travel, going to the beach, and all things SEL & emotional regulation.



LET'S CONNECT!











For more, check out

mrsbellthecraftycounselor.com



You May Also Like:



Check out what the [Mrs. Bell The Crafty Counselor](#) store has to offer.

