

# FRIEND or FRENEMY?

## Interactive Book

10  
Week  
Girl's  
Group  
Curriculum



Girl's Group


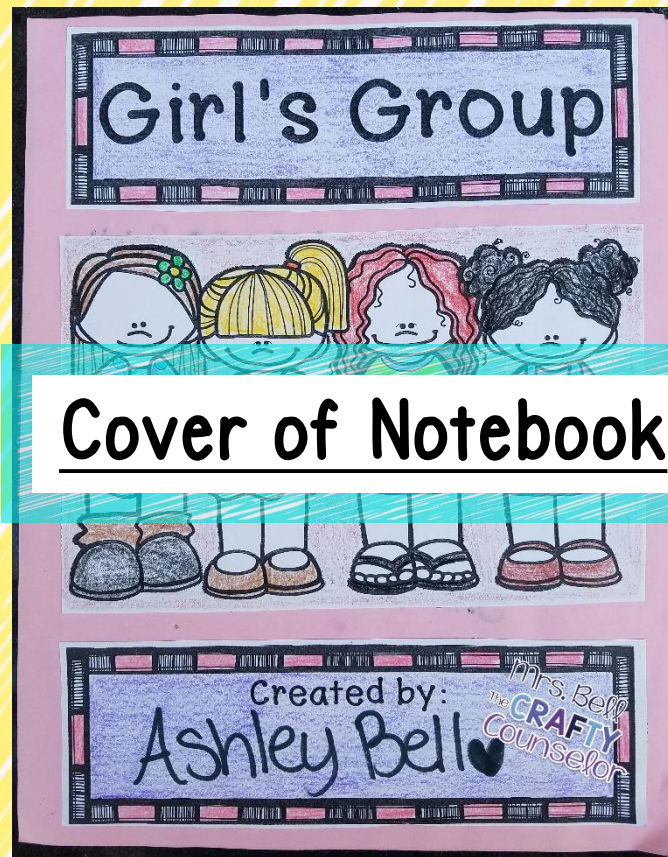


Created by:  
Ashley Bell

Mrs. Bell  
The CRAFTY  
Counselor

Mrs. Bell  
The Crafty Counselor

# Session #1 Examples



## Group Norms

1. No winning + no fighting
  2. Sharing secrets
  3. No talking back or being rude
  4. No bully-like actions
  5. Respect each other.
- Mrs. Bell  
The CRAFTY  
Counselor

# Session #3 Examples

## Quality Sorts

Friend



offers helpful  
advice

makes rules  
for you

Frenemy



encourages  
you

Mrs. Bell  
The **CRAFTY**  
Counselor

## Quality Sorts

## Quality Sorts

Friend



Frenemy



Mrs. Bell  
The **CRAFTY**  
Counselor

# Session #4 Examples

**Friend vs. Frenemy**

Friend	Frenemy
<p>She thinks about her "friend's" feelings.</p> <p>She is offering her "friend" some good advice.</p> <p>She is keeping her "friend's" secret safe.</p> <p>She makes her "friend" feel silly for sharing her ideas.</p> <p>She supports her "friend's" ideas and dreams.</p> <p>She is giving her "friend" a nice compliment.</p>	<p>She is offering her "friend" some good advice.</p> <p>She is bossing her "friend" around.</p> <p>She makes her "friend" feel silly for sharing her ideas.</p> <p>She is keeping her "friend's" secret safe.</p> <p>She supports her "friend's" ideas and dreams.</p> <p>She is giving her "friend" a nice compliment.</p>

Mrs. Bell The CRAFTY Counselor

**Friend vs. Frenemy**

Friend	Frenemy
<p>She thinks about her "friend's" feelings.</p> <p>She is offering her "friend" some good advice.</p> <p>She is keeping her "friend's" secret safe.</p>	<p>She is bossing her "friend" around.</p> <p>She makes her "friend" feel silly for sharing her ideas.</p> <p>She is keeping her "friend's" secret safe.</p> <p>She supports her "friend's" ideas and dreams.</p> <p>She is giving her "friend" a nice compliment.</p>

Mrs. Bell The CRAFTY Counselor

## Situation Sorts

**Friend vs. Frenemy**

Friend	Frenemy
<p>She thinks about her "friend's" feelings.</p> <p>She is offering her "friend" some good advice.</p> <p>She is keeping her "friend's" secret safe.</p> <p>She includes her "friend" in activities.</p> <p>She is giving her "friend" a nice compliment.</p>	<p>She is bossing her "friend" around.</p> <p>She makes her "friend" feel silly for sharing her ideas.</p> <p>She makes rules for her "friend's" and bosses them around.</p> <p>She's talking behind her "friend's" back.</p> <p>She hurts her "friend's" feelings on purpose.</p> <p>She makes her "friend" feel like she can't do anything.</p> <p>She made fun of her "friend" behind her back.</p>

Mrs. Bell The CRAFTY Counselor

**Friend vs. Frenemy**


Friend	Frenemy
<p>She thinks about her "friend's" feelings.</p> <p>She is offering her "friend" some good advice.</p> <p>She is keeping her "friend's" secret safe.</p> <p>She includes her "friend" in activities.</p> <p>She is giving her "friend" a nice compliment.</p>	<p>She is bossing her "friend" around.</p> <p>She makes her "friend" feel silly for sharing her ideas.</p> <p>She makes rules for her "friend's" and bosses them around.</p> <p>She's talking behind her "friend's" back.</p> <p>She hurts her "friend's" feelings on purpose.</p> <p>She makes her "friend" feel like she can't do anything.</p> <p>She made fun of her "friend" behind her back.</p>

Mrs. Bell The CRAFTY Counselor

decorate

# Session #5 Examples

## Friend and Frenemy Inserts for Student Books




# Session #6


## Examples

### Keys to Good Friendships

Laughs and jokes with you.




Make you worry often




Mrs. Bell  
The **CRAFTY**  
Counselor

### Keys to Friendship

### Keys to Good Friendships

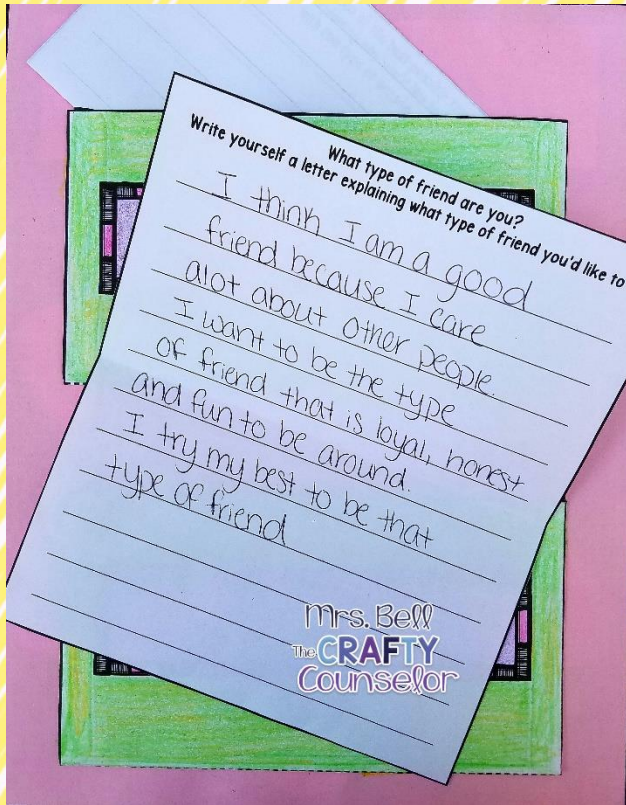


Mrs. Bell  
The **CRAFTY**  
Counselor



# Session #9

## Examples

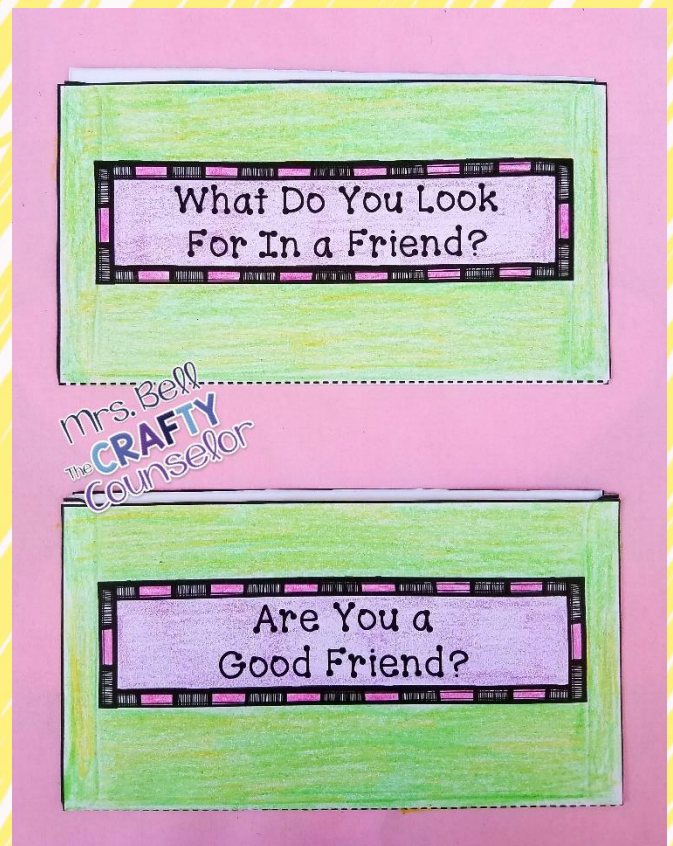
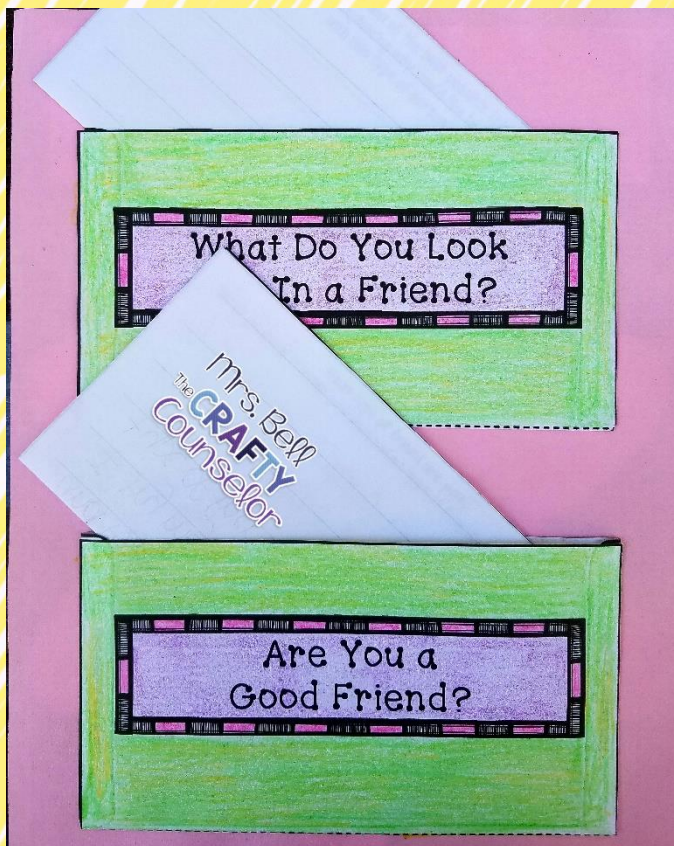


Print out all templates, write the two letters.

Cut out the two holders.

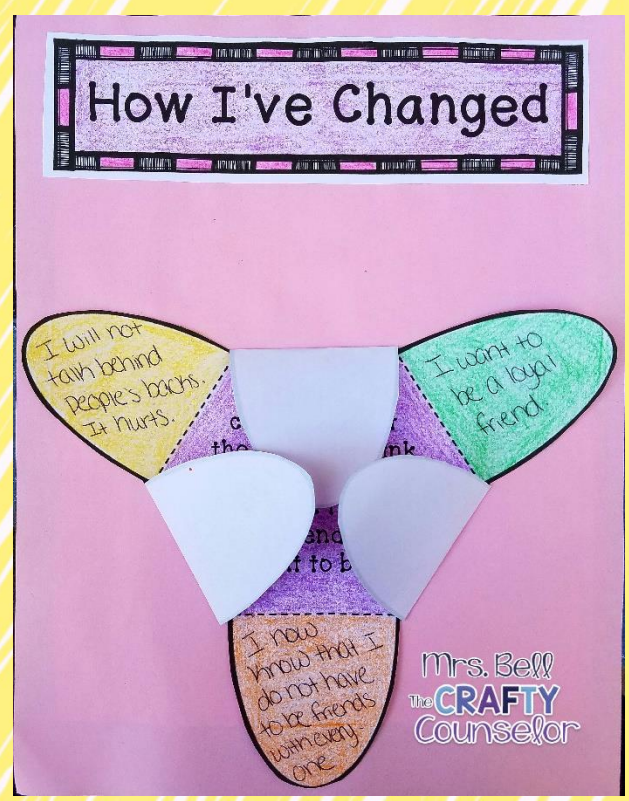
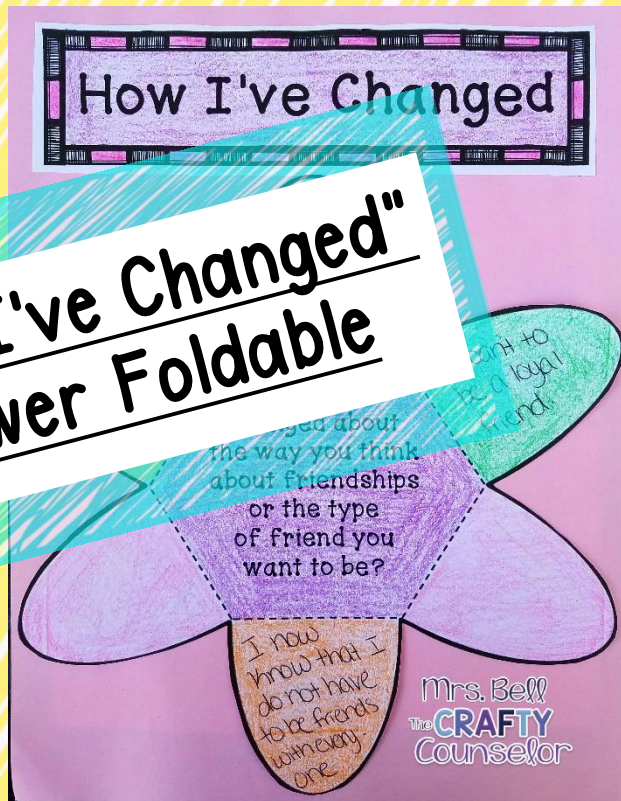
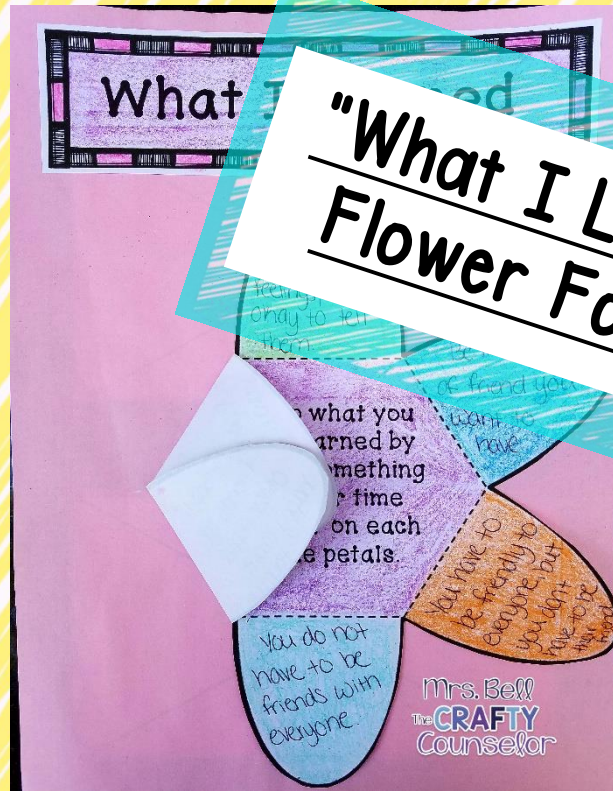
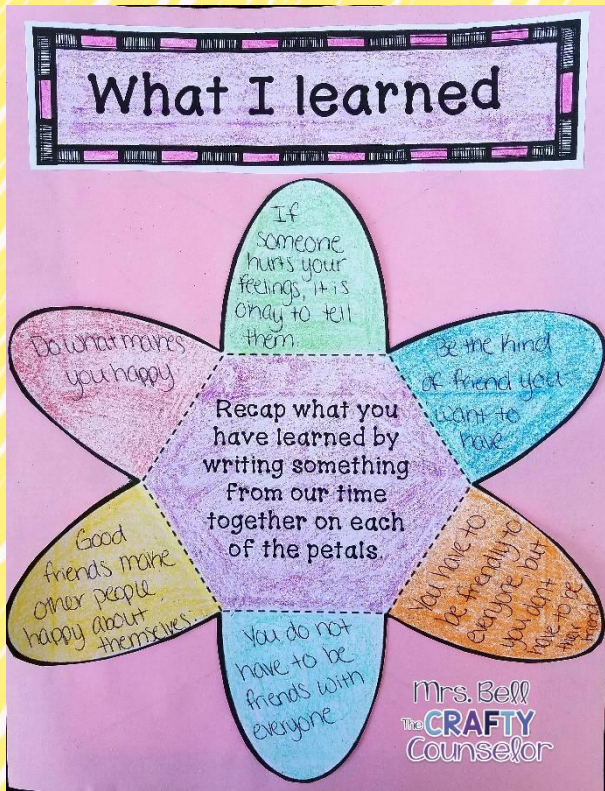
Fold and glue the flaps of the holders creating a pouch to hold the letters.

Glue the part with the big X flat to the page.



# Session #10

## Examples





Stay Connected:



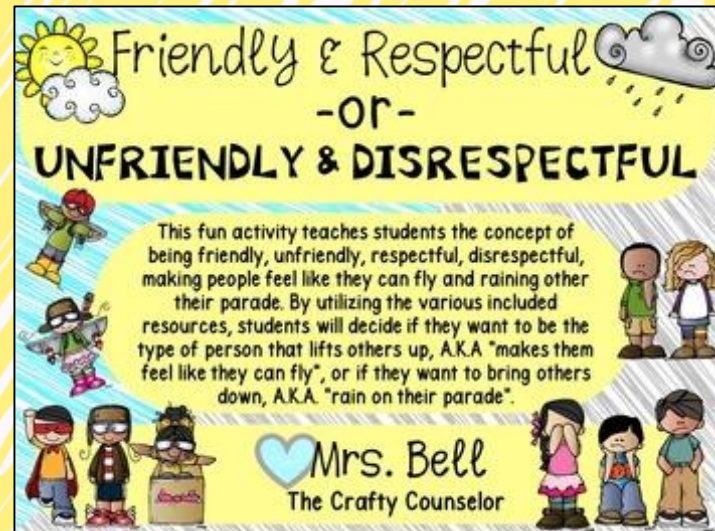
Thank You For  
Your Purchase

# You May Also Like:



Will you help flip the turtle?  
Teach students what they can do to help others.

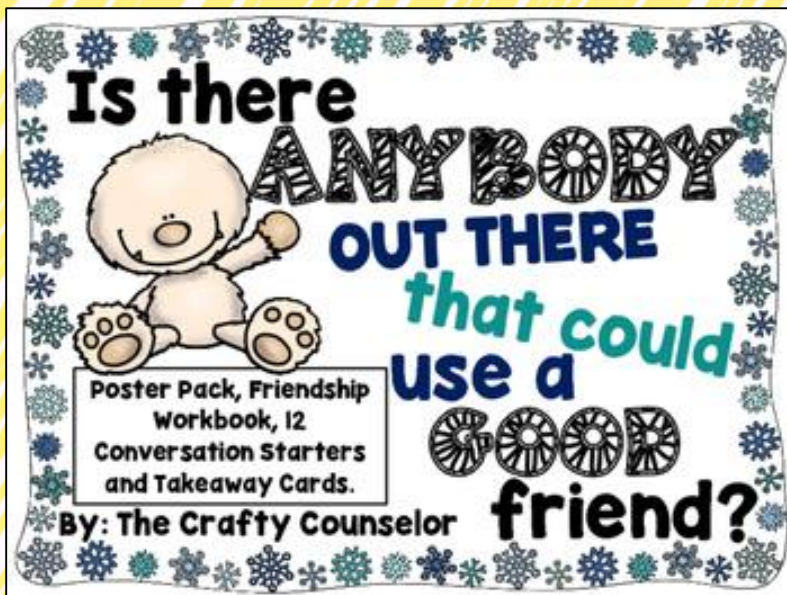
By: The Crafty Counselor



Friendly & Respectful  
-or-  
UNFRIENDLY & DISRESPECTFUL

This fun activity teaches students the concept of being friendly, unfriendly, respectful, disrespectful, making people feel like they can fly and raining other their parade. By utilizing the various included resources, students will decide if they want to be the type of person that lifts others up, AKA "makes them feel like they can fly", or if they want to bring others down, AKA "rain on their parade".

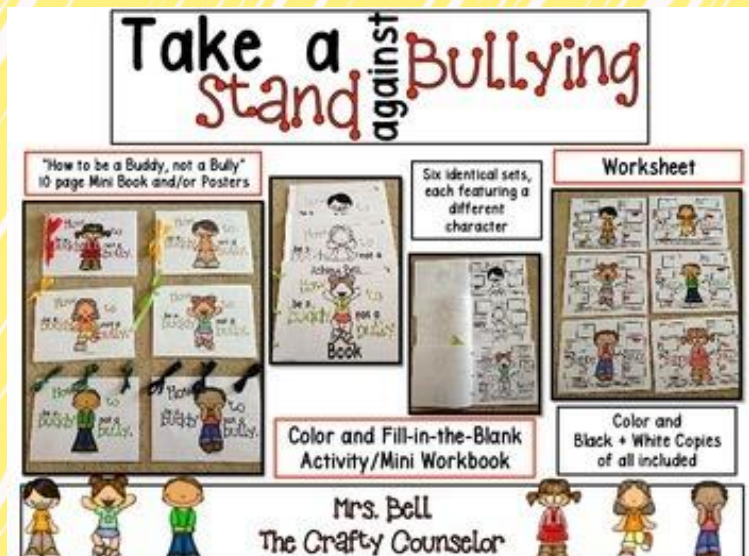
Mrs. Bell  
The Crafty Counselor



Is there ANYBODY OUT THERE that could use a GOOD friend?

Poster Pack, Friendship Workbook, 12 Conversation Starters and Takeaway Cards.

By: The Crafty Counselor



Take a stand against Bullying

"How to be a Buddy, not a Bully" 10 page Mini Book and/or Posters

Six identical sets, each featuring a different character

Worksheet

Color and Fill-in-the-Blank Activity/Mini Workbook

Color and Black + White Copies of all included

Mrs. Bell  
The Crafty Counselor