

IS THIS A JOB FOR THE SCHOOL COUNSELOR?



**INTRODUCTION TO COUNSELOR
ROLES AND RESPONSIBILITIES**

INCLUDED IN DOWNLOAD:

LESSON OUTLINE/GUIDELINE

(COLOR VERSION, PAGES 3-4)
(BLACK/WHITE VERSION, PAGES 28-29)

CONVERSATION CUBE

(COLOR VERSION, PAGE 5)
(BLACK/WHITE VERSION, PAGE 30)

COOTIE CATCHER

(COLOR VERSION, PAGE 6)
(BLACK/WHITE VERSION, PAGE 31)

FOUR POSTERS

(COLOR VERSION, PAGES 7-10)
(BLACK/WHITE VERSION, PAGES 32-35)

TWO WORKSHEETS

(COLOR VERSION, PAGES 11-12)
(BLACK/WHITE VERSION, PAGES 36-37)

STUDENT REFERRAL SLIPS

(COLOR VERSION, PAGE 13)
(BLACK/WHITE VERSION, PAGES 38)

SORTING LABELS AND 72 SITUATION CARDS

(COLOR VERSION, PAGES 14-27)
(BLACK/WHITE VERSION, PAGES 39-52)

LESSON OUTLINE

LESSON PREPARATION:

- 1) Print and cut apart student referral sheets
- 2) Print and laminate posters
- 3) Print and glue together conversation cube(s)
- 4) Print, cut and fold cootie catcher(s)
- 5) Print, laminate and cut apart situation cards
- 6) Print and laminate for chosen counselor(s) and the "not a good fit" box
- 7) Add pictures of counselor's feet to create holders for the situation cards
- 8) Cut out the "not a good fit" box and glue it onto a brown paper bag (corner of your choice).

LESSON DESCRIPTION:

This lesson introduces students to the roles and responsibilities of a School Counselor. Through role-play, students learn what jobs are a best fit for the School Counselor. Students are challenged to walk in other's shoes to see who would be the best fit to solve the current problems.

LESSON OBJECTIVES:

- 1) Students use the cootie catcher and conversations cubes to walk in a counselor's shoes and discuss what they think the School Counselor's role entails
- 2) Students strengthen their understanding through the use of posters and group discussion
- 3) Students play the situation sort game to test their understanding of the counselor's roles
- 4) Group ends by completing the activity to check understanding.

LESSON OUTLINE:

School Counselor is coming every day to the group/class. "Hello everyone! My name is ___ and I am your School Counselor! What do you think a School Counselor does?" Call on various students to answer.

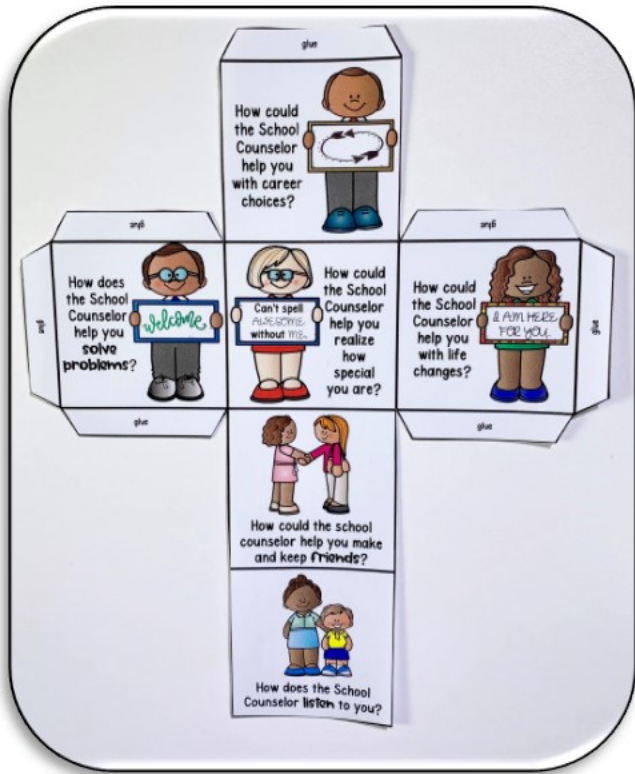
Pass out the conversation cubes and/or cootie catchers depending on how much time you have. Give students a few minutes to play with them as they answer the questions and decide what is it they think a school counselor does.

After however much time you deem appropriate, call on group members to see how their initial answer to the question, "what is it you think a school counselor does?" may have changed. Collect the items back and then use the posters to briefly cover your roles and responsibilities. Ask your students to put themselves in the shoes of a School Counselor. What jobs and/or problems at school would be a good fit for the School Counselor? Students turn to a partner and discuss. Ask students to walk in the shoes of various people around campus that jobs would be the best fit for them? Have them quickly walk in the shoes of the principal, librarian, custodian, front desk secretary, etc. discussing what situations would be solved with the help of each of those people. Ask students what types of jobs would be a good fit for the nurse? In what situations at school would the nurse be most helpful? Ask about the librarian, what type of jobs would the librarian be most helpful in solving? Continue this line of questioning to include all people and positions around campus. Use the poster to help guide you. Use an expo marker to add any jobs at your school that may have been left off.

At school, there are all types of people that can help you when problems arise. At times, people are better at certain jobs than other people.

continue to next page

CONVERSATION CUBE



SITUATION SORT GAME



SITUATION SORT GAME



SCHOOL COUNSELOR REFERRAL SLIPS:

I need to see the School Counselor!

My Name Is: _____

Teacher: _____

Date: _____

Brief Description of Problem: _____



Sometime
This Week



By the End
of the Day



Immediately
It Is Urgent

I need to see the School Counselor!

My Name Is: _____

Teacher: _____

Brief Description of Problem: _____

Date: _____



Sometime
This Week



Today or
Tomorrow

I Need to See
the School Counselor:
(Circle One)



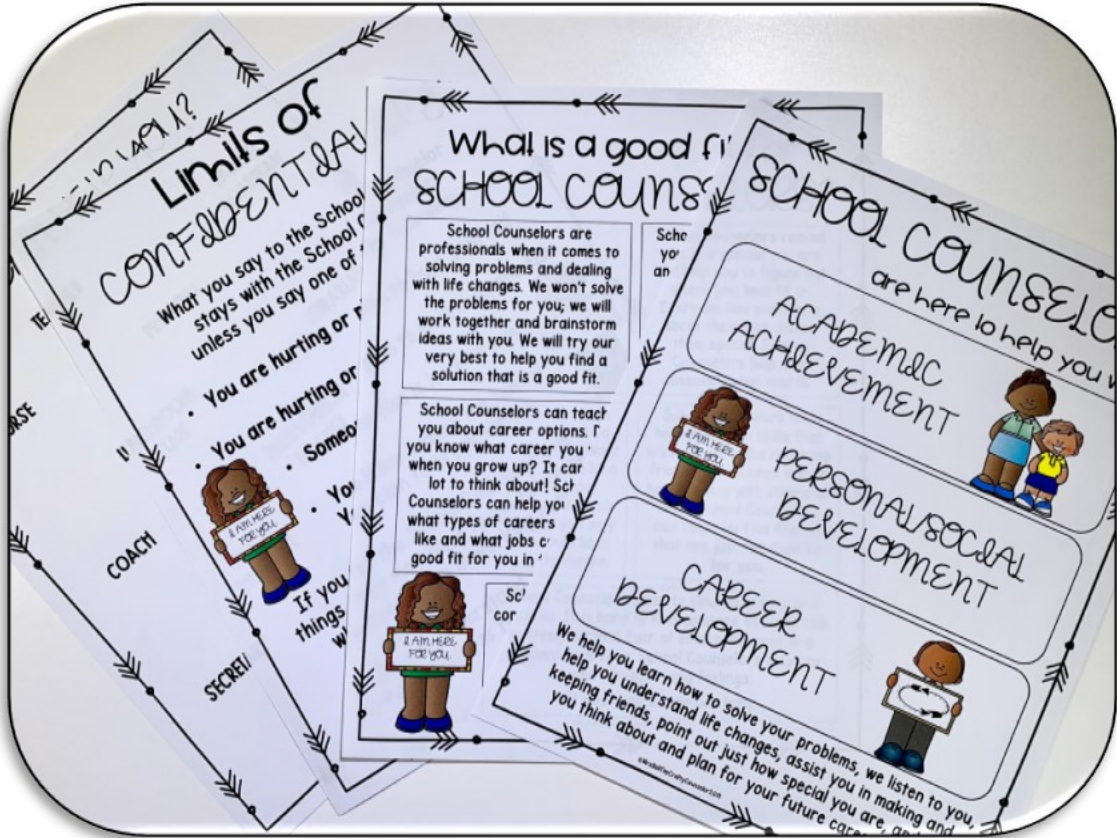
By the End
of the Day



Immediately
It Is Urgent

©MrsBellTheCraftyCounselor2019

POSTERS/TEACHING TOOLS:



WORKSHEETS:

Name: _____
 Teacher / Grade: _____
 Date: _____

Who is your School Counselor?
 Draw or Describe.

My School Counselor is:

One fact you learned about the School Counselor:

Some reasons people go to the School Counselor are:

Something the School Counselor can help me with is:

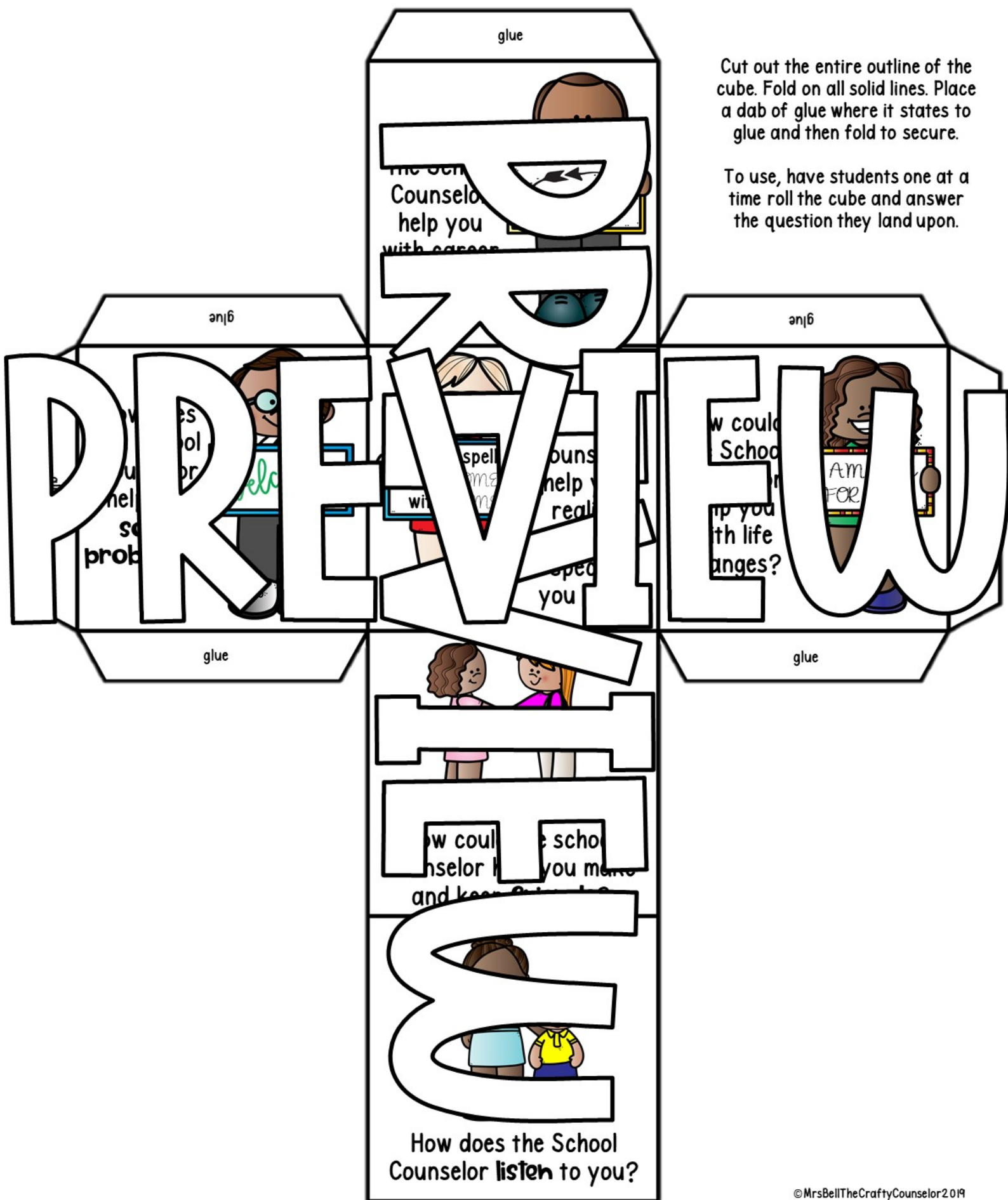
Draw your School Counselor!

© Mrs. BellTheCraftyCounselor

School Counselor's Roles – Conversation Cube

Cut out the entire outline of the cube. Fold on all solid lines. Place a dab of glue where it states to glue and then fold to secure.

To use, have students one at a time roll the cube and answer the question they land upon.



LET'S CONNECT:



YOU MAY ALSO LIKE:



School Counselor's SUPERPOWERS
CLASSROOM ACTIVITY PACK



Who's the School Counselor?
Color and Black + White Copies of ALL ITEMS
FOR ONE LOW PRICE!!!

Three 8x10 Posters
Who's the School Counselor
Limits of Confidentiality
Three Domains of Counseling

Counseling in Progress **Door Sign**
Student Referral for Counseling Sheets
Prek-Kindergarten **Worksheet**
First-Second **Worksheet**

CAREER CUBES

Sliders Templates
Seventy Two "Who Would You Go To?" Cards

Mrs. Bell Crafty Counselor



Back to School
GET-TO-KNOW-ME BUNDLE

Mrs. Bell The Crafty Counselor

TERMS OF USE

Thank you for your purchase! By purchasing this resource, you are agreeing that the contents are the property of [Ashley Bell, Mrs. Bell The Crafty Counselor](#) and licensed to you only for classroom / personal use as a single user. I retain the copyright and reserve all rights to this product. Please remember to leave feedback so you will earn TpT Credits, which may be applied to your future purchases. [FOLLOW ME ON TPT.](#)

YOU MAY:

- Use free and purchased items for your own classroom students, or your own personal use.
- Reference this product in blog posts, at seminars, professional development, workshops, or other such venues, ONLY if both credit is given to myself as the author, and a link back to my TpT store is included in the presentation.
- Purchase licenses at a great discount for other teachers to use this resource.

YOU MAY NOT:

- Claim this work as your own, alter the files in any way, or remove copyright / watermarks.
- Sell the files or combine them into another unit for sale / free.
- Post this document for sale / free elsewhere on the internet (this includes Google Doc links on blogs).
- Making copies of purchased items to share with others is strictly forbidden and is a violation of the TOU / law.

Thank you for abiding by universally accepted codes of professional ethics while using this product. If you encounter an issue with your file, notice an error, or are in any way experiencing a problem, please contact me and I will be more than happy to help sort it out. You can message me at craftycounselor614@gmail.com.

THANK YOU!

[Mrs. Bell The Crafty Counselor](#)

THANK YOU TO THESE CLIPART & FONT ARTISTS:

