


# FRIENDSHIP SKILLS

PRINTABLE ACTIVITIES



SCROLL  
to take a look inside!





Do your students struggle with making and keeping friends? This Yeti-Themed Friendship Skills Resource makes it fun and easy for children to build the social skills they need to form meaningful, lasting friendships!



# HELP CHILDREN LEARN SKILLS FOR LASTING FRIENDSHIPS

What's Included?

- Print & Fold Workbook
- Friendship Poster Set
- Conversation Starter Cards
- Takeaway Cards



★ Building Friendships  
Step-by-Step

★ Starting and Maintaining  
Conversations

★ Problem-Solving in Social  
Settings

# Skills Children Will Develop

**MOVE #1**

Hi!

**S**mile and say hi

©thecraftycounselor

This card features a cartoon yeti character holding a sign that says "Hi!". A small figure labeled "Sifting" is in the bottom left corner. The card is framed with a decorative border of snowflakes.

**MOVE #2**

My name is Yeti. What's your name?

**I**ntroduce yourself

©thecraftycounselor

This card features a cartoon yeti character holding a sign that says "Sifting". A speech bubble next to the yeti says "My name is Yeti. What's your name?". The card is framed with a decorative border of snowflakes.

**MOVE #3**

Ask some basic questions to see if they are the type of person you want to be friends with.

Whose class are you in?  
Do you like that class?  
How long have you been in this school?  
Do you have brothers & sisters?

Remember, you have to be *friendly* to everyone but that does not mean you have to be *friends* with everyone. If you don't feel like you'd be good friends, it's okay to politely say good bye.

**F**ind out what they are like

©thecraftycounselor

This card features a cartoon yeti character holding a sign that says "Sifting". The card contains a list of questions to ask a friend and a reminder to be friendly but not necessarily friends. The card is framed with a decorative border of snowflakes.

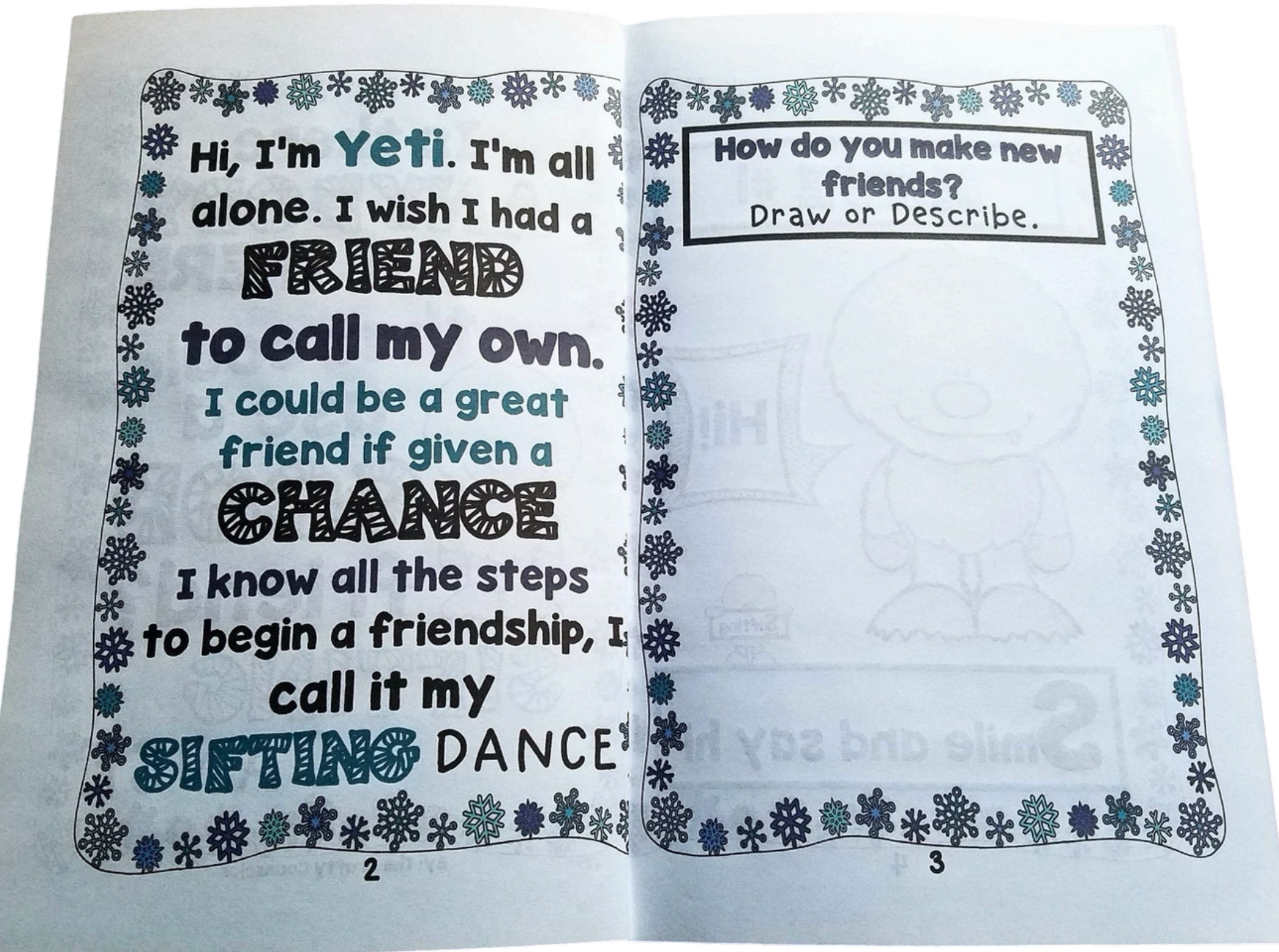
**S**mile and say hi,  
**I**ntroduce yourself,  
**F**ind out what they like,  
**T**alk about something fun,  
**I**nvite them to do something with you,  
**N**ame a future activity you could do together,  
**G**ood-bye!

**SIFTING** dance

©thecraftycounselor

This card features a cartoon yeti character holding a sign that says "SIFTING dance". The card lists the steps from the previous cards. At the bottom, there are small icons of children. The card is framed with a decorative border of snowflakes.

# Yeti-Themed for Engagement



- Simple, Actionable Steps for Making Friends
  - Print-and-Go Workbook Format
  - Perfect for Classroom Lessons, Small Groups, or One-on-One Use
- Children will love the Yeti's fun approach while learning valuable life skills!

# Printer Friendly Versions

Designed to meet all needs with printer-friendly options.

Available in both black & white and color!



# Ways to Use this Resource



- ★ Classroom SEL Lessons
- ★ Small Group Counseling Sessions
- ★ Individual Skill-Building Activities
- ★ Parent-Led SEL Practice at Home
- ★ It's Versatile to Fit Many Settings!

# Why Educators Love It:

- ✓ Engaging & Highly Effective
- ✓ Printer Friendly Versions
- ✓ Minimal Prep
- ✓ Children Love the Yeti-Themed Design!



**Making friends can be hard. Break down the steps to make it easier!**



# HAPPY EDUCATORS SAID:



★★★★★ "Perfect for small groups! The visuals made it easy for children to understand the steps to build and maintain friendships." – Katlyn C.



★★★★★ "My students loved it, and I saw real improvements in their social skills. Highly recommend!" – Rebecca H.

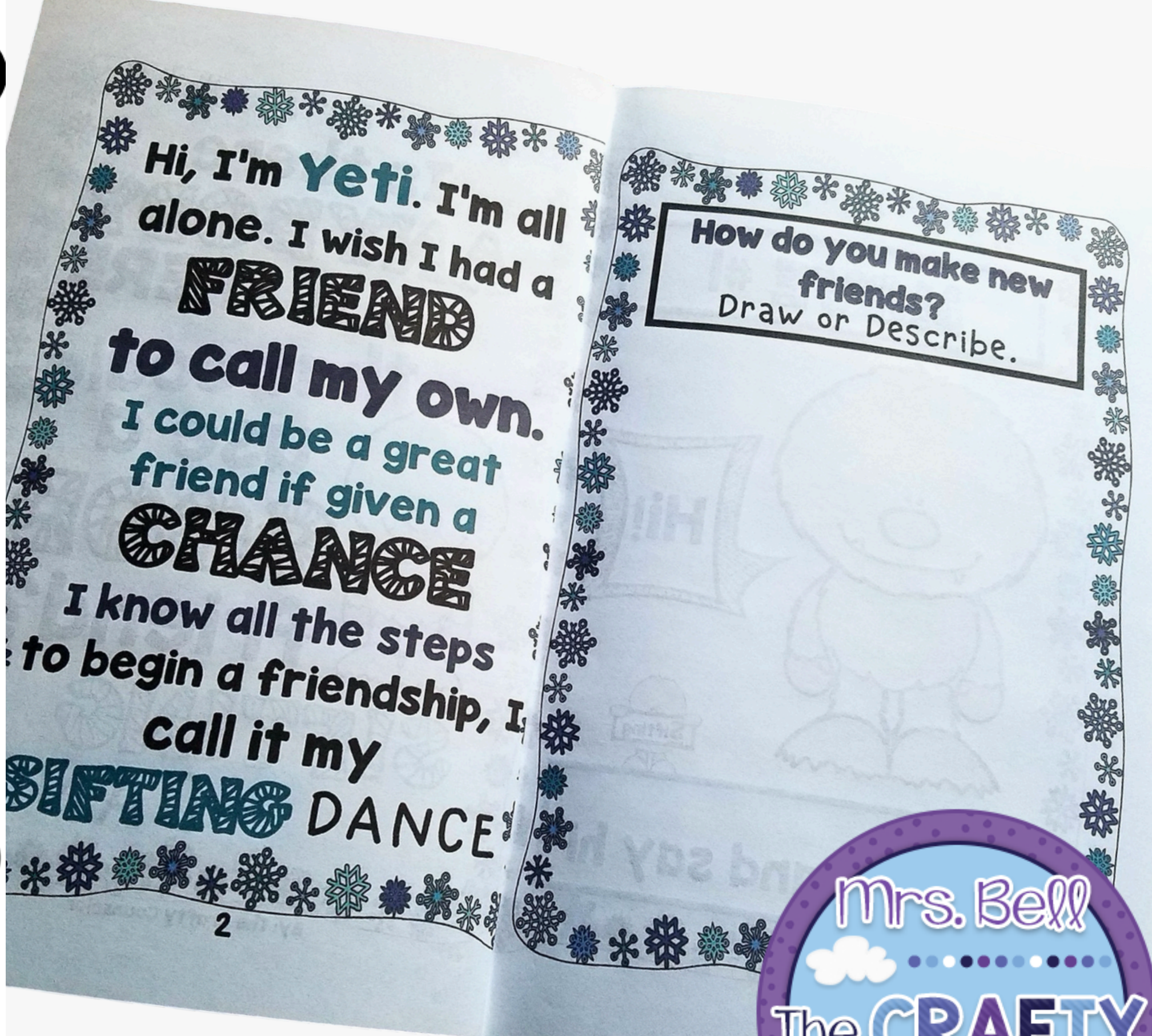


★★★★★ "The visuals and step-by-step format made it easy for my kids to understand how to build and maintain friendships." - Veronica M,



# FRIENDSHIP SKILLS

## PRINTABLE ACTIVITIES



Mrs. Bell  
The CRAFTY  
Counselor



# ADD TO CART!



@mrsbellthecraftycounselor